













Rank	Competitor	Year	Club	RT	WPS	Result	
1	 Jessica Johnstc	SB9 2010		0.82	942	<b>1:19.91</b> Entry: 1:17.78	WPS MQS SB9 +2.13 Q
	50m: 37.42 100m: 1:19.91 (42.49)						
2	 Gabriella Smith	SB9 2006		0.74	888	<b>1:22.72</b> Entry: 1:19.56	+3.16 Q
	50m: 39.19 100m: 1:22.72 (43.53)						
3	 Mia Hogan (V)	SB13 2012		0.78	750	<b>1:26.18</b> Entry: 1:22.64	+3.54 Q
	50m: 40.50 100m: 1:26.18 (45.68)						
4	 Alyssa Gillespie	SB8 2008		0.81	731	<b>1:32.75</b> Entry: 1:31.08	+1.67 Q
	50m: 44.05 100m: 1:32.75 (48.70)						
5	 Gemma Sellick	SB8 2010		0.83	633	<b>1:37.02</b> Entry: 1:32.55	+4.47 Q
	50m: 46.18 100m: 1:37.02 (50.84)						
6	 McKenzie Drag	SB8 2004			118	<b>2:06.44</b> Entry: 1:59.33	+7.11 Q
	50m: 59.19 100m: 2:06.44 (1:07.25)						
7	 Chloe Gladwin	SB19 2007		0.87	0	<b>1:39.18</b> Entry: 1:36.57	+2.61 Q
	50m: 47.22 100m: 1:39.18 (51.96)						
7	 Charlotte Rozer	SB18 1995			0	<b>2:17.43</b> Entry: 2:10.14	+7.29 Q
	50m: 1:04.79 100m: 2:17.43 (1:12.64)						